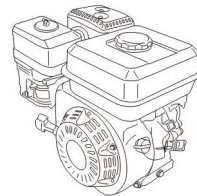
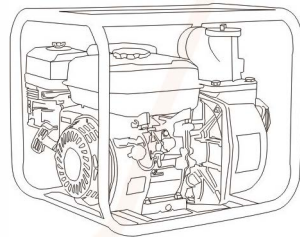
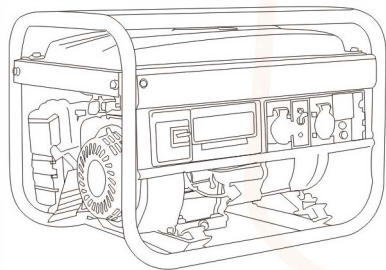




BISON POWER-Strive for A Bright Oasis of Power.  
**YOUR POWER BANK.**



**GASOLINE** 



***WE ARE PARTNER, WE ARE FAMILY***



TAIZHOU BISON MACHINERY CO., LTD, is one of the Chinese leading manufacturers of generators, water pumps, engines etc. BISON brand has won its reputation among the areas like South America, Europe, Africa, Southeast Asia, by supplying qualified products and professional after-sale service. We are looking forward to establishing more win-win cooperation with customers all around the world.

**ABOUT US**



SINCERITY

诚信



COURAGE

勇气



INNOVATE

创新



[www.bisonpower.net](http://www.bisonpower.net)



Add: 2/F, Build.D,  
Fangyuan Business Park,  
No.155 West Taihe Road, Jiaojiang,  
Taizhou City, Zhejiang Province, China

MAJOR

专业



COOPERATION










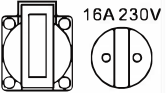
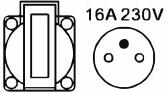
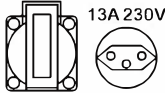
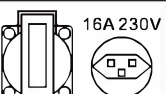
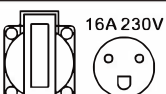


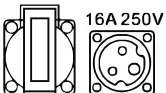
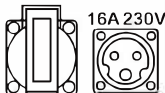
协作

DISCUSS

讨论



# ALL KINDS OF SOCKETS

NO.	SHAPE	TYPE	COUNTY	NOTICC	NO.	SHAPE	TYPE	COUNTY	NOTICC	NO.	SHAPE	TYPE	COUNTY	NOTICC
<b>1</b>	10A 250V 	<b>A</b>	CHINA NIGERA MLDDLE EAST	✓	<b>2</b>	10A 250V 	<b>U</b>	AUSTRALIA	✓	<b>3</b>	15A 250V 	<b>J</b>	JAPAN	✓
NO.	SHAPE	TYPE	COUNTY	NOTICC	NO.	SHAPE	TYPE	COUNTY	NOTICC	NO.	SHAPE	TYPE	COUNTY	NOTICC
<b>4</b>	15A 125V 	<b>C</b>	USA CANADA KOREA TALWAN	✓	<b>5</b>	20A 125V 	<b>C<sub>1</sub></b>	USA CANADA KOREA TALWAN	✓	<b>6</b>	30A 250V 	<b>C<sub>2</sub></b>	USA CANADA KOREA TALWAN	✓
NO.	SHAPE	TYPE	COUNTY	NOTICC	NO.	SHAPE	TYPE	COUNTY	NOTICC	NO.	SHAPE	TYPE	COUNTY	NOTICC
<b>7</b>	20A 125V 	<b>C<sub>3</sub></b>	USA CANADA KOREA TALWAN	✓	<b>8</b>	20A 150V /250V 	<b>C<sub>4</sub></b>	USA CANADA KOREA TALWAN	DUAL VOLTAGE	<b>9</b>	30A 125V /250V 	<b>C<sub>5</sub></b>	USA CANADA KOREA TALWAN	DUAL VOLTAGE
NO.	SHAPE	TYPE	COUNTY	NOTICC	NO.	SHAPE	TYPE	COUNTY	NOTICC	NO.	SHAPE	TYPE	COUNTY	NOTICC
<b>10</b>	16A 230V 	<b>G</b>	EUROPE (EXCEPT U.K.)	✓	<b>11</b>	16A 230V 	<b>F</b>	FRENCH BLEG.	✓	<b>12</b>	13A 230V 	<b>W<sub>1</sub></b>	SWISS	✓
NO.	SHAPE	TYPE	COUNTY	NOTICC	NO.	SHAPE	TYPE	COUNTY	NOTICC	NO.	SHAPE	TYPE	COUNTY	NOTICC
<b>13</b>	16A 230V 	<b>W<sub>2</sub></b>	SWISS	✓	<b>14</b>	16A 230V 	<b>D</b>	DANISH	✓	<b>15</b>	13A 250V 	<b>B</b>	BRITISH	✓
NO.	SHAPE	TYPE	COUNTY	NOTICC	NO.	SHAPE	TYPE	COUNTY	NOTICC	NO.	SHAPE	TYPE	COUNTY	NOTICC
<b>16</b>	16A 250V 	<b>SA</b>	SOUTH AFRICA	✓	<b>17</b>	16A 250V 	<b>B<sub>1</sub></b>	BRITISH	✓ DUAL VOLTAGE	<b>18</b>	16A 230V 	<b>B<sub>2</sub></b>	BRITISH	✓ DUAL VOLTAGE



# BS950



TWO-STROKE  
ENGINE



LOW OPERATING  
NOISE



DUAL AC 120/230V  
12V DC RECEPTACLE



COMPACT STRUCTURE  
EASY MOVE



## ○ FEATURES:

- Powerful and durable 2-stroke engine;
- Durable metal fuel tank provides 8 hours @ 50% load;
- Emergency overload protection included;
- Easy start, compact, fuel-efficient provide smooth, clean power;
- AC/DC output & cables for 12V batteries charging.

## ○ DISPLAY:



# BS1800A



FOUR-STROKE  
OHV ENGINE



LOW OPERATING  
NOISE



DUAL AC 120/230V  
12V DC RECEPTACLE



COMPACT STRUCTURE  
EASY MOVE

## ○ FEATURES:

Powerful and durable OHV 4-stroke engine;  
Durable metal fuel tank provides 10 hours @ 50% load;  
Emergency low oil alert & overload protection included;  
Easy start, compact, fuel-efficient provide smooth, clean power;  
AC/DC output & cables for 12V batteries charging.

## ○ DISPLAY:





# Parameter



## ITEM

## BS650

## BS950

## BS1800

		BS650	BS950	BS1800
<b>GENERATOR</b>	Rated Voltage(V)	110/220	110/220	110/220
	Rated Current(A)	3.6/1.8	5.9/2.9	9.0/4.5
	Max.Power(KW)	0.50	0.75	1.2
	Rated Power COP(KW)	0.40	0.65	1
	Phase	1	1	1
	Rated Frequency(Hz)	50/60	50/60	50/60
	Factor	1	1	1
	Insulation grade	F	F	F
<b>ENGINE</b>	Model	1E45F	1E45F	BS156F
	Type	Single Cylinder,Air-cooled,2-stroke		Single Cylinder,Air-cooled,4-stroke
	Displacement(cc)	63	63	93.5
	Output power(HP)	2.0	2.0	2.6
	Rated speed(RPM)	3000/3600	3000/3600	3000/3600
	BoreXstroke	45*38	45*38	56*38
	Compression ratio	7.3	7.3	7.7
	Starting system	Recoil Starting	Recoil Starting	Recoil Starting
<b>PACKING</b>	Fuel tank volume(L)	4	4	6
	Mass weight(kg)	19	19	26
	Size(LxWxH)(mm)	420*340*325	420*340*325	490*380*400
	20GP(set)	735	735	350
	40HQ(set)	1720	1720	900

*WE ARE PARTNER, WE ARE FAMILY*





# BS3000N



FOUR-STROKE  
OHV ENGINE



LOW OPERATING  
NOISE



DUAL AC 120/230V  
12V DC RECEPTACLE



Bluetooth Remote  
Start Optional

## ○ FEATURES:

Powerful and durable OHV 4-stroke engine;  
Durable metal fuel tank provides 10 hours @ 50% load;  
Emergency low oil alert, AVR & overload protection included;  
Easy start, compact, fuel-efficient provide smooth, clean power;  
AC/DC output & cables for 12V batteries charging.

## ○ DISPLAY:



# BS7500P



FOUR-STROKE  
OHV ENGINE



LOW OPERATING  
NOISE



DUAL AC 120/230V  
12V DC RECEPTACLE



Bluetooth Remote  
Start Optional

## ○ FEATURES:

**Powerful and durable OHV 4-stroke engine;**  
**Durable metal fuel tank provides 10 hours @ 50% load;**  
**Emergency low oil alert, AVR & overload protection included;**  
**Easy start, compact, fuel-efficient provide smooth, clean power;**  
**AC/DC output & cables for 12V batteries charging.**

## ○ DISPLAY:

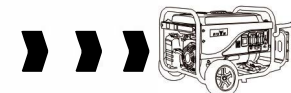


# Parameter



ITEM	BS2500	BS3000	BS3500	BS4500	BS5500	BS6500	BS7500	
<b>GENERATOR</b>	Rated voltage(V)	110/220	110/220 230/400					
	Rated current(A)	18/9.1	22.7/11/4.5	26/13/5	27.2/13.5/5	36/18/7	46/23/8	54/27/9.1
	Max power(KW)	2.2	2.8	3.0	3.5	4.5	5.5	6.5
	Rated power(KW)	2.0	2.5	2.8	3.0	4.0	5.0	6.0
	Phase	1/3	1/3	1/3	1/3	1/3	1/3	1/3
	Rated frequency(Hz)	50/60	50/60	50/60	50/60	50/60	50/60	50/60
	Factor	1	1	1	1	1	1	1
	Insulation grade	F	F	F	F	F	F	F
<b>ENGINE</b>	Model	BS168F	BS168F-1	BS170F	BS177F	BS188F	BS188F	BS190F
	Type	Single Cylinder, Air-cooled, 4-stroke						
	Displacement(cc)	163	196	210	270	389	389	420
	Output power(HP)	5.5	6.5	7.0	9.0	13.0	13.0	15.0
	Rated speed(RPM)	3000/3600						
	Bore×stroke(mm)	68*45	68*54	70*54	77*58	88*64	88*64	90*66
	Compression ratio	8.5	8.5	8.5	8.2	8.0	8.0	8.0
	Starting system	Recoil/Electric Starting						
	Fuel tank volume(L)	15			25			
	<b>PACKING</b>	G.W.(kg)	41.5	43	45	72	80	82
Dimension(mm)		605*470*435			710*530*550			
20GP(set)		235			136			
40HQ(set)		593			292			

WE ARE PARTNER, WE ARE FAMILY





**BISON**





# BS2500E



FOUR-STROKE  
OHV ENGINE



LOW OPERATING  
NOISE



DUAL AC 120/230V  
12V DC RECEPTACLE



Bluetooth Remote  
Start Optional

## ○ FEATURES:

Powerful and durable OHV 4-stroke engine;  
Durable metal fuel tank provides 10 hours @ 50% load;  
Emergency low oil alert, AVR & overload protection included;  
Easy start, compact, fuel-efficient provide smooth, clean power;  
AC/DC output & cables for 12V batteries charging.

## ○ DISPLAY:




# Parameter



ITEM	BS2500	BS3000	BS3500	BS4500	BS5500	BS6500	BS7500	
<b>GENERATOR</b>	Rated voltage(V)	110/220	110/220 230/400					
	Rated current(A)	18/9.1	22.7/11/4.5	26/13/5	27.2/13.5/5	36/18/7	46/23/8	54/27/9.1
	Max power(KW)	2.2	2.8	3.0	3.5	4.5	5.5	6.5
	Rated power(KW)	2.0	2.5	2.8	3.0	4.0	5.0	6.0
	Phase	1/3	1/3	1/3	1/3	1/3	1/3	1/3
	Rated frequency(Hz)	50/60	50/60	50/60	50/60	50/60	50/60	50/60
	Factor	1	1	1	1	1	1	1
	Insulation grade	F	F	F	F	F	F	F
<b>ENGINE</b>	Model	BS168F	BS168F-1	BS170F	BS177F	BS188F	BS188F	BS190F
	Type	Single Cylinder, Air-cooled, 4-stroke						
	Displacement(cc)	163	196	210	270	389	389	420
	Output power(HP)	5.5	6.5	7.0	9.0	13.0	13.0	15.0
	Rated speed(RPM)	3000/3600						
	Bore×stroke(mm)	68*45	68*54	70*54	77*58	88*64	88*64	90*66
	Compression ratio	8.5	8.5	8.5	8.2	8.0	8.0	8.0
	Starting system	Recoil/Electric Starting						
	Fuel tank volume(L)	15			25			
	<b>PACKING</b>	G.W.(kg)	41.5	43	45	72	80	82
Dimension(mm)		605*470*435			710*530*550			
20GP(set)		235			136			
40HQ(set)		593			292			

WE ARE PARTNER, WE ARE FAMILY





# BS166F

5HP RECOIL START ENGINE



FOUR-STROKE  
OHV ENGINE



LOW OPERATING  
NOISE



Durable & compact  
Light weight




Key start optional

## ○ FEATURES:

OHV, Single Cylinder, 4-Stroke, Air-Cooled;  
Compact & light-weight, smooth running with minimal vibration;  
Easy start, fuel-efficient provide smooth, clean power;  
Oil alert built-in, multi-choice for PTO shafts;  
Electric start, color & other OEM service optional.

## ○ DISPLAY:



## Parameter

Max.Output (HP/rpm)	5.5/3800
Max.Torque (N·m/rpm)	10.0/2800
Fuel Consumption (g/kw.h)	395
Bore×Stroke (mm)	66×50
Displacement (cc)	171
Starting System	Recoil Starter / Electric Starter
Packing Size (L×W×H) (mm)	405X385X405
N.W/G.W (kg)	18/20



# BS168F

## 5.5HP RECOIL START ENGINE



FOUR-STROKE  
OHV ENGINE



LOW OPERATING  
NOISE



Durable & compact  
Light weight



Key start optional

### ○ FEATURES:

Powerful and durable OHV 4-stroke engine;  
Compact & light-weight, smooth running with minimal vibration;  
Easy start, fuel-efficient provide smooth, clean power;  
Oil alert built-in, multi-choice for PTO shafts;  
Electric start, color & other OEM service optional.

### ○ DISPLAY:





# BS270E

9HP ELECTRIC START ENGINE



FOUR-STROKE  
OHV ENGINE



LOW OPERATING  
NOISE



Durable & compact  
Light weight




Key start optional

## ○ FEATURES:

Powerful and durable OHV 4-stroke engine;  
Compact & light-weight, smooth running with minimal vibration;  
Easy start, fuel-efficient provide smooth, clean power;  
Oil alert built-in, multi-choice for PTO shafts;  
Electric start, color & other OEM service optional.

## ○ DISPLAY:





# BS270G2

1/2, 1/3, 1/4 SPEED ENGINE WITH GEAR BOX



FOUR-STROKE  
OHV ENGINE



LOW OPERATING  
NOISE



Durable & compact  
Light weight



Key start optional

## ○ FEATURES:

Control engine speed at 1/2(1800rpm), 1/3(1200rpm), 1/4(900rpm) with gear box  
Powerful and durable OHV 4-stroke engine;  
Compact & light-weight, smooth running with minimal vibration;  
Easy start, fuel-efficient provide smooth, clean power;  
Oil alert built-in, multi-choice for PTO shafts;  
Electric start, color & other OEM service optional.

## ○ DISPLAY:




# Parameter



**ITEM      BS156F    BS168F    BS168F-1    BS170F    BS177F    BS188F    BS190F**

<b>ENGINE</b>	Type	Single Cylinder, Air-cooled, 4-stroke						
	Displacement(cc)	93.5	163	196	210	270	389	420
	Output(hp)	2.6	5.5	6.5	7.0	9.0	13	15
	Max power(KW)	1.7	4.1	4.8	5.1	6.75	9.6	11.0
	Rated power(KW)	1.3	3.0	4.3	4.4	5.5	8.6	9.6
	Rated speed(RPM)	3000/3600	3000/3600	3000/3600	3000/3600	3000/3600	3000/3600	3000/3600
	Bore×stroke(mm)	56*38	68*45	68*54	70*54	77*58	88*64	90*66
	Compression ratio	7.7	8.5	8.5	8.5	8.2	8.0	8.0
	Starting system	Recoil/Electric Staring						
	Fuel tank volume(L)	1.6	3.6	3.6	3.6	6.0	6.5	6.5
<b>PACKING</b>	G.W. (kg)	10.6	15	16	17	28	33	34
	Dimenesion(mm)	300*290*280	390*330*340			505*415*475		
	20GP(set)	1100	630	630	630	275	275	275
	40HQ(set)	2300	1505	1505	1505	690	690	690

*WE ARE PARTNER, WE ARE FAMILY*





# BS20

## 2 INCH WATER PUMP



IRRIGATION



EXTINGUISHING



DRAINAGE



SHALLOW WELL



### ○ FEATURES:

Because of the high pressure and flow rate, it is a most suitable pump for sprinkling, first fire fighting and other users, which require high delivery pressures.

Of all the high pressure engine pumps of this class, it ensures the highest lift and is a must for sprinklers or for water delivery to high and distant places.

The entire unit is protected by a sturdy rollover pipe frame.

### ○ DISPLAY:





# Parameter



ITEM		BS15	BS20	BS30	BS40A	BS40B
PUMP	Inlet and outlet size(mm)	40(1.5")	50(2")	80(3")	100(4")	100(4")
	Pump lift(m)	20	26	30	25	30
	Suction height(m)	7	8	8	7	8
	Flux(m <sup>3</sup> /h)	20	36	60	75	90
ENGINE	Model	BS156F	BS168F	BS168F-1	BS170	BS177F
	Type	Single Cylinder, Air-cooled, 4-stroke				
	Displacement(cc)	93.5	163	196	210	270
	Max power(KW)	1.7	4.1	4.8	5.1	6.75
	Rated power(KW)	1.3	3.0	4.3	4.4	5.5
	Rated speed(RPM)	3000/3600	3000/3600	3000/3600	3000/3600	3000/3600
	Bore×stroke(mm)	56*38	68*45	68*54	70*54	77*58
	Compression ratio	7.7	8.5	8.5	8.5	8.2
	Fuel tank volume(L)	1.6	3.6	3.6	6	6
PACKING	G.W. (kg)	22	28	30	39	49
	Dimenesion(mm)	420*335*335	485*385*380	510*385*425	605*435*480	635*455*545
	20GP(set)	686	385	330	160	144
	40HQ(set)	1568	900	828	402	375

WE ARE PARTNER, WE ARE FAMILY





# BS20H

## 2 INCH HIGH PRESSURE PUMP



IRRIGATION



EXTINGUISHING



DRAINAGE



SHALLOW WELL

### ○ FEATURES:

Because of the high pressure and flow rate, it is a most suitable pump for sprinkling, first fire fighting and other users, which require high delivery pressures.

Of all the high pressure engine pumps of this class, it ensures the highest lift and is a must for sprinklers or for water delivery to high and distant places.

The entire unit is protected by a sturdy rollover pipe frame.

### ○ DISPLAY:



# Parameter



		BS15H	BS20H	BS15H	BS20H
<b>PUMP</b>	Inlet and outlet size(mm)	40(1.5")	50(2")	40(1.5")	50(2")
	Pump lift(m)	55	50	55	50
	Suction height(m)	6	7	6	7
	Flux(m <sup>3</sup> /h)	35	42	35	42
	Impeller	Single	Single	Double	Double
<b>ENGINE</b>	Model	BS168F	BS170	BS168F	BS170
	Type	Single Cylinder, Air-cooled, 4-stroke			
	Displacement(cc)	163	210	163	210
	Max power(KW)	4.1	5.1	4.1	5.1
	Rated power(KW)	3.0	4.4	3.0	4.4
	Rated speed(RPM)	3000/3600	3000/3600	3000/3600	3000/3600
	Bore×stroke(mm)	68*45	70*54	68*45	70*54
	Compression ratio	8.5	8.5	8.5	8.5
	Ignition system	T.C.I	T.C.I	T.C.I	T.C.I
	Fuel tank volume(L)	3.6	3.6	3.6	3.6
<b>PAKING</b>	G.W. (kg)	26	28	27	29
	Dimenesion(mm)	485*385*380	485*385*380	485*385*380	485*385*380
	20GP(set)	385	385	385	385
	40HQ(set)	900	900	900	900

WE ARE PARTNER, WE ARE FAMILY





# BS20i

## 2 INCH IRON PUMP



IRRIGATION



EXTINGUISHING



DRAINAGE



SHALLOW WELL

### ○ FEATURES:

Because of the high pressure and flow rate, it is a most suitable pump for sprinkling, first fire fighting and other users, which require high delivery pressures.

Of all the high pressure engine pumps of this class, it ensures the highest lift and is a must for sprinklers or for water delivery to high and distant places.

The entire unit is protected by a sturdy rollover pipe frame.

### ○ DISPLAY:





# Parameter



BS1.5H-171    BS2H-175    BS2H-198    BS3H-188    BS3H-208    BS4H-150

Pump engine(HP)	5	7	9	11	13	15
Inlet and outlet size	1.5"x1.5"	2"x2"	2"x2"	3"x3"	3"x3"	4"x3"
Outlet size(mm)	40	50	50	80	80	100
Inlet size(mm)	40	50	50	80	80	80
Flux(m <sup>3</sup> /h)	22	30	35	40	40	115
Pump lift(m)	65	75	85	80	90	50
Pump impeller(mm)	171	175	198	188	208	150
Pump shaft	3/4-16UNF	3/4-16UNF	1-14UNS-2A	1-14UNS-2A	1-14UNS-2A	1-14UNS-2A
G.W. (kg)	26	28	38	57.6	58.1	60
Dimensions(mm)	485*395*405	510*395*420	635*460*520	485*460*520	635*460*520	635*460*520
20GP(set)	600	400	600	335	335	178
40HQ(set)	1400	960	1400	815	815	430

*WE ARE PARTNER, WE ARE FAMILY*





# BSS30

## SEWAGE PUMPS



IRRIGATION



EXTINGUISHING



DRAINAGE



SHALLOW WELL

### ○ FEATURES:

Powered by a strong engine, the strong and lightweight die-cast aluminium pump delivers high volume of water. The highly effective mechanical seal with special carbon ceramics provide extra durability. The entire unit is protected by a sturdy rollover pipe frame. Guaranteed suction head of 7 meters.

### Parameter

Inlet and outlet size(mm)	80
Speed(rpm)	3600
Flux(m <sup>3</sup> /h)	45
Pump lift(m)	25
Suction(m)	7
Engine model	BS170F
Output(hp)	7.0

### ○ DISPLAY:





# BSC20

## CHEMICAL PUMP



IRRIGATION



EXTINGUISHING



DRAINAGE



SHALLOW WELL

### ○ FEATURES:

The multi-purpose pump is the choice when pumping of approved industrial and agriculture chemicals is required. This pump is equipped with seals and a rugged fiberglass reinforced polyester housing to ensure reliable operation while pumping approved chemicals.

Parameter	2Inch	3Inch
Inlet and outlet size(mm)	50	80
Speed(rpm)	3600	3600
Flux(m <sup>3</sup> /h)	35	60
Pump lift(m)	30	20
Suction(m)	7	7
Engine model	BS168F	BS170F
Output(hp)	5.5	7.0

### ○ DISPLAY:





**TAIZHOU BISON MACHINERY CO., LTD**

Add: 2/F, Build.D, Fangyuan Business Park,  
No.155 West Taihe Road, Jiaojiang,  
Taizhou City, Zhejiang Province, China  
Tel: 0086-576-88205202  
Fax: 0086-576-88017986  
Web: [www.bisonpower.net](http://www.bisonpower.net)



FACEBOOK



BISON WEB



WECHAT