



2018-2019  
PRODUCT CATALOGUE



Taizhou Bison Machinery Co.,Ltd

Add: Build D, No.1515 Fengnan East Road,jiaoJiang,

Taizhou City, Zhejiang Province,

China

Tel: 0086-576-88205202

Fax: 0086-576-88017986

Web: [www.bisonpower.net](http://www.bisonpower.net)



# GENERATOR



# COMPANY BRIEF



Taizhou Bison Machinery CO.,LTD was established in 1993 which is located on electric city in Taizhou ,China. We obtained the certificates of ISO, CE, CCC, etc. Our company covers an area of 80000 square metres. We engaged in Researching and producing the different brands and different series diesel gensets and brushless alternator.

The company has strong technical force, advanced products testing and production device, which including genset, generator and brushless alternator, over 20 series and 200 types. Our company has a great reputation at home and abroad and receives recognition by the market in Europe, America, Africa, Middle East, South Central Asia, etc. Xinhengxin Motor Company always insists on the concept of "High Quality ", "Innovation", "People Oriented" , "Sincerely Treat " and waiting to establish a cooperation with you!



# PRODUCT CATALOG



- 03 CUMMINS Series Diesel Generator Sets
- 05 DEUTZ Series Diesel Generator Sets
- 07 PERKINS Series Diesel Generator Sets
- 09 LOVOL Series Diesel Generator Sets
- 11 Doosan Series Diesel Generator Sets
- 13 WEIFANG Series Diesel Generator Sets
- 15 YUCHAI Series Diesel Generator Sets
- 17 YANGDONG Series Diesel Generator Sets
- 19 YTO Series Diesel Generator Sets
- 21 XICHAI Series Diesel Generator Sets
- 23 XHX Series Brushless Three-phase A.C. Synchronous Generators
- 25 Synchronizing System&Control System&Ats





## CUMMINS Series Diesel Generator Sets

Power coverage from 27.5kva~1475kva  
 Engine: CUMMINS BRAND  
 Speed: 1500/1800rpm  
 Alternator: Stamford / Leroysoner / Marathon / Mecc Alt/ Brushless Stamford Type  
 IP &Insulation Class: IP22-23 &F/H  
 Frequency: 50/60HZ  
 Controller: Deepsea / Smartgen / Datakom / ComAp / XHX Own brand  
 Silent Gen-set Sound Level: 75-83db (at 7 m distance)  
 Supper Silent Gen-set Sound Level: 63-75db(at 7m distance)

### Technical Data

### CUMMINS Diesel Generator Set (50HZ)

Model	Generator Set Performance			Generator Set Performance				Dimension	
	OUTPUT POWER		Fre. HZ	ENGINE	Power	Fuel Consumption	Cylinder	Open type / weight	soundproof type / weight
	PRIME OUTPUT (KW/KVA)	STANDBY POWER (KW/KVA)		MODEL	KW	L/H	No.	mm / kg	mm / kg
XHX-C22	22/27.5	24/30	50	4B3.9-G1	24	6.3	4	1800x850x1260/620	2250x950x1300/890
XHX-C22	22/27.5	24/30	50	4B3.9-G2	24	6.3	4	1800x850x1260/630	2250x950x1300/900
XHX-C32	32/40	35/44	50	4BT3.9-G1	36	8.7	4	1800x850x1260/650	2250x950x1300/950
XHX-C40	32/40	35/44	50	4BT3.9-G2	36	8.7	4	1800x850x1260/660	2250x950x1300/960
XHX-C45	45/56	50/62	50	4BTA3.9-G2	58	13.8	4	1850x850x1260/800	2250x950x1300/1100
XHX-C52	52/65	56/70	50	4BTA3.9-G2	58	13.8	4	1850x850x1260/840	2300x950x1300/1120
XHX-C64	64/80	72/90	50	4BTA3.9-G11	70	13.8	4	1950x850x1260/1000	2350x950x1350/1150
XHX-C75	75/94	82/103	50	6BT5.9-G1	86	16	6	2250x860x1300/1080	2800x1050x1380/1430
XHX-C75	75/94	82/103	50	6BT5.9-G2	96	16	6	2250x860x1300/1100	2800x1050x1380/1440
XHX-C84	84/105	92/115	50	6BT5.9-G2	96	17.9	6	2250x860x1300/1110	2800x1050x1380/1420
XHX-C90	90/110	100/125	50	6BTA5.9-G2	106	19.4	6	2300x860x1350/1200	2800x1050x1480/1550
XHX-C100	100/125	110/137.5	50	6BTAA5.9-G2	120	21.6	6	2400x860x1500/1300	2800x1050x1580/1620
XHX-C120	120/150	132/165	50	6BTAA5.9-G12	140	25.9	6	2400x860x1500/1320	2800x1050x1580/1650
XHX-C145	145/180	160/200	50	6CTA8.3-G1	163	31.3	6	2600x980x1550/1480	3000x1050x1680/1980
XHX-C145	145/180	160/200	50	6CTA8.3-G2	163	31.3	6	2600x980x1550/1650	3000x1050x1680/2000
XHX-C160	160/200	172/215	50	6CTAA8.3-G2	183	34.5	6	2600x980x1550/1780	3000x1050x1680/2250
XHX-C200	200/250	220/275	50	6LTA8.9-G2	220	43.2	6	2650x100x1600/1800	3200x1300x1700/2280
XHX-C210	210/260	230/290	50	6LTA8.9-G3	230	45.6	6	2650x100x1600/1810	3200x1300x1700/2300
XHX-C310	310/388	340/425	50	6ZTAA13-G3	340	66.9	6	3000x1150x1780/3800	3800x1550x2100/5260
XHX-C350	350/438	380/475	50	6ZTAA13-G2	390	75.6	6	3350x1150x1780/4200	4200x1550x2100/5670
XHX-C350	350/438	380/475	50	6ZTAA13-G4	400	75.6	6	3350x1150x1780/4230	4200x1550x2100/5700
XHX-C350	350/438	375/468	50	QZS13-G2	400	75.6	6	3350x1150x1780/4230	4200x1550x2100/5700
XHX-C380	380/475	400/500	50	QSZ13-G3	450	82	6	3400x1150x1780/4250	4200x1550x2100/5720
XHX-C360	360/450	400/500	50	QSZ13-G5	411	77.7	6	3400x1150x1780/4270	4200x1550x2100/5750
XHX-C200	200/250	220/275	50	MTA11-G2A	234	36	6	2950x1160x1900/2430	3700x1450x2000/3100
XHX-C200	200/250	220/275	50	MTA11-G2	224	36	6	2950x1160x1900/2430	3700x1450x2000/3100
XHX-C200	200/250	220/275	50	NTA855-GA	231	36	6	2950x1160x1900/2430	3700x1450x2000/3100
XHX-C200	200/250	220/275	50	NTA855-G1	240	36	6	2950x1160x1900/2430	3700x1450x2000/3100
XHX-C250	250/313	280/350	50	MTAA11-G3	282	57	6	3100x1160x1780/3065	3800x1450x2000/3800
XHX-C220	220/275	250/312.5	50	NTA855-G1A	264	40	6	3100x1160x1780/3065	3800x1450x2000/3800
XHX-C250	250/313	280/350	50	NTA855-G1B	284	67.4	6	3100x1160x1780/3065	3800x1450x2000/3800
XHX-C280	280/350	310/387.5	50	NTA855-G2A	312	66.7	6	3100x1160x1780/3065	3800x1450x2000/3800
XHX-C300	300/375	330/412.5	50	NTAA855-G7	343	78	6	3100x1160x1780/3065	3800x1450x2000/3800
XHX-C320	320/400	350/440	50	NTAA855-G7A	360	90.9	6	3100x1160x1780/3065	4000x1450x2000/3900
XHX-C360	360/450	400/500	50	KTA19-G3	403	92.4	6	3400x1400x2150/3700	4250x1800x2300/4800
XHX-C400	400/500	440/550	50	KTA19-G3A	448	101.9	6	3400x1400x2150/4100	4250x1800x2200/5250
XHX-C400	400/500	440/550	50	KTA19-G4	448	101.9	6	3400x1400x2150/4100	4250x1800x2200/5250
XHX-C420	420/525	505/631	50	KTAA19-G5	470	106.9	6	3500x1550x2300/4500	4500x1800x2400/5540
XHX-C470	470/587	520/650	50	KTA19-G8	520	119.3	6	3500x1550x2300/4580	4500x1800x2400/5650
XHX-C500	500/625	550/687	50	KTAA19-G6A	558	140.2	6	3500x1550x2300/4580	4500x1800x2200/5650
XHX-C580	580/725	640/800	50	KT38-GA	647	150.9	12	4300X1800X2450/7500	5500X2100X2500/9500
XHX-C600	600/750	660/825	50	KTA38-G2	664	156.2	12	4300X1800X2450/7500	5500X2100X2500/9500
XHX-C640	640/800	700/875	50	KTA38-G2B	711	158.8	12	4350x1800x2450/7500	5700x2100x2500/9600
XHX-C720	720/910	800/1000	50	KTA38-G2A	813	179.5	12	4350x1800x2450/7500	5700x2100x2500/9600
XHX-C800	800/1000	880/1100	50	KTA38-G5	880	200	12	4500x1800x2500/7600	6058x2438x2591/10000
XHX-C900	900/1125	1000/1250	50	KTA38-G9	980	220	12	4700x2000x2500/7800	6058x2438x2591/10500
XHX-C1000	1000/1250	1100/1375	50	KTA50-G3	1097	244.3	16	4500x2000x2580/10120	12192x2438x2896/14120
XHX-C1100	1100/1375	1320/1650	50	KTA50-G8	1200	268	16	4500x2000x2580/10600	12192x2438x2896/14600
XHX-C1180	1180/1475	1320/1650	50	KTA50-GS8	1287	287	16	4500x2000x2580/10600	12192x2438x2896/14600

Note: All the parameter is provided for the convenience of our customers as accurately as possible. XHX reserves the right to modify the data at any time



## DEUTZ WATER COOLED

### Series Diesel Generator Sets

Power coverage from 25kva~750kva

Engine: DEUTZ

Speed: 1500/1800rpm

Alternator: Stamford / Leroysoner / Marathon / Mecc Alt/ Brushless Stamford Type

IP &Insulation Class: IP22-23 &F/H

Frequency: 50/60HZ

Controller: Deepsea / Smartgen / Datakom / ComAp / XHX Own brand

Silent Gen-set Sound Level: 75-83db (at 7 m distance)

Supper Silent Gen-set Sound Level: 63-75db(at 7m distance)

#### WATER-COOLED DEUTZ ENGINE

#### DEUTZ Diesel Generator Set (50HZ)

Model	Generator Set Performance			Generator Set Performance				Dimension	
	OUTPUT POWER		Fre. HZ	ENGINE	Power	Fuel Consumption	Cylinder	Open type / weight	soundproof type / weight
	PRIME OUTPUT (KW/KVA)	STANDBY POWER (KW/KVA)		MODEL	KW	L/H	No.	mm / kg	mm / kg
XHX-D50	50/63	55/69	50	BF4M2012	54	16.9	4	1900×800×1200 / 860	2350×960×1300 / 1130
XHX-D64	64/80	70/88	50	BF4M2012C	71	19.3	4	2000×850×1250 / 1000	2500×1000×1350 / 1360
XHX-D80	80/100	88/110	50	BF4M1013EC	97	25.8	4	2150×850×1500 / 1150	2800×1060×1600 / 1570
XHX-D100	100/125	110/138	50	BF4M1013FC	117	32.3	4	2250×850×1500 / 1230	2800×1060×1600 / 1620
XHX-D120	120/150	132/165	50	BF6M1013EC	146	38.5	6	2500×1050×1650 / 1480	3200×1200×1750 / 2100
XHX-D150	145/181	160/200	50	BF6M1013FCG2	166	45.9	6	2600×1050×1650 / 1570	3300×1200×1750 / 2200
XHX-D160	160/200	176/220	50	BF6M1013FCG3	182	50.8	6	2650×1050×1650 / 1630	3300×1200×1750 / 2250
XHX-D180	180/225	198/248	50	BF6M1015-LA GA	208	47.4	6	2650×1150×1950 / 2300	3300×1200×2050 / 3000
XHX-D200	200/250	220/275	50	BF6M1015C-LA G1A	228	52.0	6	2650×1150×1950 / 2400	3300×1200×2050 / 3100
XHX-D200	230/288	253/317	50	BF6M1015C-LA G2A	256	58.3	6	2800×1350×2000 / 3000	3500×1500×2100 / 3650
XHX-D250	250/313	275/344	50	BF6M1015C-LA G3A	282	64.3	6	2800×1350×2000 / 3050	3500×1500×2100 / 3700
XHX-D300	280/350	308/385	50	BF6M1015C-LA G4	310	70.7	6	2900×1350×2000 / 3400	3600×1500×2100 / 4250
XHX-D300	300/375	330/413	50	BF6M1015CP-LA G	328	74.8	6	2900×1350×2000 / 3400	3600×1500×2100 / 4250
XHX-D350	350/438	385/481	50	BF8M1015C-LA G1A	388	88.4	8	3100×1500×2050 / 4380	4000×1800×2200 / 5580
XHX-D400	380/475	418/523	50	BF8M1015CP-LA G1A	413	94.1	8	3100×1500×2050 / 4500	4000×1800×2200 / 5720
XHX-D400	400/500	440/550	50	BF8M1015CP-LA G2	448	102.1	8	3100×1500×2050 / 4500	4000×1800×2200 / 5720
XHX-D450	450/563	495/619	50	BF8M1015CP-LA G4	480	109.4	8	3100×1500×2050 / 4800	4000×1800×2200 / 6000
XHX-D500	500/625	550/688	50	BF8M1015CP-LA G5	509	116.0	12	3100×1500×2050 / 5000	4000×1800×2200 / 6200
XHX-D550	550/688	605/756	50	HC12V132ZL-LAG1A	600	137.4	12	4700×1800×2100 / 6000	5800×2200×2550 / 8500
XHX-D600	600/750	660/825	50	HC12V132ZL-LAG2A	666	152.6	12	4700×1800×2100 / 6000	5800×2200×2550 / 8500

#### AIR-COOLED DEUTZ ENGINE

#### DEUTZ Diesel Generator Set (50HZ)

Model	Generator Set Performance			Generator Set Performance				Dimension	
	OUTPUT POWER		Fre. HZ	ENGINE	Power	Fuel Consumption	Cylinder	Open type / weight	soundproof type / weight
	PRIME OUTPUT (KW/KVA)	STANDBY POWER (KW/KVA)		MODEL	KW	L/H	No.	mm / kg	mm / kg
XHX-DA10	10/12.5	11/13.8	50	F2L912	14	2.38	2	1200×750×1100/500	1750×850×1150/700
XHX-DA12	12/15	13/17	50	F2L912	14	2.856	2	1200×750×1100/500	1750×850×1150/700
XHX-DA15	15/19	17/21	50	F3L912	24	3.48	3	1400×750×1150/700	1850×850×1200/900
XHX-DA18	18/23	20/25	50	F3L912	24	4.176	3	1400×750×1150/700	1850×850×1200/900
XHX-DA20	20/25	22/28	50	F3L912	24	4.64	3	1400×750×1150/700	1850×850×1200/900
XHX-DA24	24/30	26/33	50	F4L912	32	5.472	4	1500×750×1150/750	1950×850×1200/950
XHX-DA30	30/38	33/41	50	F4L913	34	6.84	4	1600×750×1150/800	2050×850×1200/1000
XHX-DA32	32/40	36/45	50	F4L912T	41	7.04	4	1600×750×1150/800	2050×850×1200/1000
XHX-DA40	40/50	44/55	50	F6L912	48	9.12	6	1800×800×1200/950	2200×900×1300/1150
XHX-DA44	44/55	48/60	50	F6L913	51	10.032	6	1800×800×1200/950	2200×900×1300/1150
XHX-DA45	45/56	50/62	50	BF4L913	57	10.485	4	1800×800×1200/950	2200×900×1300/1150
XHX-DA50	50/63	55/69	50	F6L912T	61	11.4	6	2050×850×1400/1200	2400×960×1450/1450
XHX-DA60	60/75	66/83	50	BF6L913	88	13.68	6	2050×850×1400/1200	2400×960×1450/1450
XHX-DA75	75/93	83/103	50	BF6L913	88	17.1	6	2050×850×1400/1200	2400×960×1450/1450
XHX-DA90	90/113	99/124	50	BF6L913C	114	20.52	6	2100×850×1400/1250	2400×960×1450/1500
XHX-DA100	100/125	110/137	50	BF6L913C	114	22.8	6	2100×850×1400/1250	2400×960×1450/1500

Note: All the parameter is provided for the convenience of our customers as accurately as possible. XHX reserves the right to modify the data at any time



## PERKINS

### Series Diesel Generator Sets

Power coverage from 10kva~2250kva

Engine: PERKINS

Speed: 1500/1800rpm

Alternator: Stamford / Leroysoner / Marathon / Mecc Alt/ Brushless Stamford Type

IP &Insulation Class: IP22-23 &F/H

Frequency: 50/60HZ

Controller: Deepsea / Smartgen / Datakom / ComAp / XHX Own brand

Silent Gen-set Sound Level: 75-83db (at 7 m distance)

Supper Silent Gen-set Sound Level: 63-75db(at 7m distance)

#### Technical Data

#### PERKINS Diesel Generator Set (50HZ)

Model	Generator Set Performance			Generator Set Performance				Dimension	
	OUTPUT POWER		Fre. HZ	ENGINE MODEL	Power KW	Fuel Consumption L/H	Cylinder No.	Open type / weight mm / kg	soundproof type / weight mm / kg
	PRIME OUTPUT (KW/KVA)	STANDBY POWER (KW/KVA)							
XHX-P8	8/10	8.8/11	50	403A-11G1	8	2.6	3	1200×750×950 / 396	1850×850×1100 / 620
XHX-P8	8/10	8.8/11	50	403D-11G	8.4	3	3	1200×750×950 / 396	1850×850×1100 / 620
XHX-P10	10/12.5	11/13.8	50	403A-15G1	12	3.7	3	1350×750×1050 / 469	1850×850×1100 / 680
XHX-P12	12/15	13.2/16.5	50	403A-15G2	14	4.1	3	1350×750×1050 / 469	1850×850×1100 / 680
XHX-P12	12/15	13.2/16.5	50	403D-15G	12	6.8	3	1350×750×1050 / 469	1850×850×1100 / 680
XHX-P16	16/20	17.6/22	50	404A-22G1	18	5.4	4	1350×750×1050 / 540	1850×850×1100 / 740
XHX-P16	16/20	17.6/22	50	404D-22G	18	5.3	4	1350×750×1050 / 540	1850×850×1100 / 740
XHX-P52	52/65	57.5/71.5	50	1104A-44TG1	58	17.7	4	1850×850×1200 / 970	2500×960×1300 / 1350
XHX-P64	64/80	70.6/88	50	1104A-44TG2	72	18.7	4	1900×850×1200 / 990	2600×960×1300 / 1370
XHX-P64	64/80	70.6/88	50	1104C-44TAG1	72	18.6	4	1900×850×1200 / 990	2600×960×1300 / 1370
XHX-P80	80/100	88/110	50	1104C-44TAG2	90	22.6	4	1900×850×1200 / 1030	2600×960×1300 / 1410
XHX-P110	110/137.5	121/151	50	1106D-E70TAG2	125	35.0	6	2200×850×1300 / 1250	2800×1060×1500 / 1670
XHX-P120	120/150	132/165	50	1106A-70TG1	119	30.2	6	2200×850×1300 / 1250	2800×1060×1500 / 1670
XHX-P120	120/150	132/165	50	1106A-70TAG2	131	33.4	6	2200×850×1300 / 1250	2800×1060×1500 / 1670
XHX-P120	120/150	132/165	50	1106D-E70TAG3	131	37.5	6	2200×850×1300 / 1250	2800×1060×1500 / 1670
XHX-P150	150/187.5	165/206	50	1106D-E70TAG4	160	43.4	6	2500×850×1400 / 1515	3200×1060×1700 / 1950
XHX-P200	200/250	220/275	50	1106A-70TAG4	174	45.8	6	2500×850×1500 / 1515	3200×1060×1700 / 1950
XHX-P24	24/30	26.4/33	50	1103A-33G	28	7.1	3	1500×850×1200 / 790	1950×900×1200 / 990
XHX-P36	36/45	39.6/49.5	50	1103A-33TG1	42	10.7	3	1650×850×1200 / 890	2100×900×1300 / 1100
XHX-P50	50/62.5	55/68.8	50	1103A-33TG2	55	13.9	3	1750×850×1200 / 950	2200×900×1300 / 1200
XHX-P160	160/200	176/220	50	1506A-E88TAG1	184	40.2	6	2600×950×1600 / 2170	3300×1400×1900 / 2870
XHX-P200	200/250	220/275	50	1506A-E88TAG2	205	48.6	6	2700×950×1600 / 2170	3500×1400×1900 / 2870
XHX-P200	200/250	220/275	50	1506A-E88TAG3	228	56.0	6	2700×950×1600 / 2170	3500×1400×1900 / 2870
XHX-P220	220/275	242/303	50	1506A-E88TAG4	250	60.2	6	2750×950×1600 / 2350	3500×1400×1900 / 3030
XHX-P250	250/313	275/344	50	1506A-E88TAG5	273	65.0	6	2750×950×1600 / 2350	3500×1400×1900 / 3030
XHX-P280	280/350	308/385	50	2206C-E13TAG2	305	75.0	6	3280×1120×1950 / 3160	4300×1800×2300 / 4460
XHX-P320	320/400	352/440	50	2206C-E13TAG3	349	85.0	6	3280×1120×1950 / 3300	4300×1800×2300 / 4600
XHX-P380	380/475	418/523	50	2506C-E15TAG1	396	99.0	6	3310×1120×1950 / 3800	4300×1800×2300 / 5100
XHX-P400	400/500	440/550	50	2506C-E15TAG2	435	106.0	6	3310×1120×1950 / 3940	4300×1800×2300 / 5240
XHX-P480	480/600	528/660	50	2806C-E18TAG1A	514	129.0	6	4100×1500×2100 / 4706	6058×2438×2896 / 7200
XHX-P520	520/650	572/715	50	2806A-E18TAG2	565	132.0	6	4100×1500×2100 / 4706	6058×2438×2896 / 7200
XHX-P580	580/725	638/798	50	4006-23TAG2A	628	157.0	6	4450×1750×2350 / 6059	6058×2438×2896 / 8560
XHX-P640	640/800	704/880	50	4006-23TAG3A	675	172.0	6	4450×1750×2350 / 6059	6058×2438×2896 / 8560
XHX-P720	720/900	792/990	50	4008TAG1A	767	203.0	8	4850×1870×2350 / 7611	6058×2438×2896 / 10100
XHX-P800	800/1000	880/1100	50	4008TAG2A	861	204.0	8	4850×1870×2350 / 7611	6058×2438×2896 / 10100
XHX-P900	900/1125	990/1238	50	4008-30TAG3	997	244.0	8	4850×2000×2350 / 7611	6058×2438×2896 / 10100
XHX-P1000	1000/1250	1100/1375	50	4012-46TWG2A	1055	259.0	12	4900×2070×2550 / 9154	12192×2438×2896 / 13100
XHX-P1100	1100/1375	1210/1513	50	4012-46TWG3A	1149	283.0	12	5180×2070×2550 / 10188	12192×2438×2896 / 14200
XHX-P1200	1200/1500	1320/1650	50	4012-46TAG2A	1267	305.0	12	5180×2070×2550 / 10188	12192×2438×2896 / 14200
XHX-P1350	1350/1688	1485/1856	50	4012-46TAG3A	1440	354.0	12	5180×2070×2550 / 10188	12192×2438×2896 / 14200
XHX-P1480	1480/1850	1628/2035	50	4016TAG1A	1537	389.0	16	5725×2300×2600 / 13400	12192×2438×2896 / 17400
XHX-P1600	1600/2000	1760/2200	50	4016TAG2A	1715	447.0	16	5725×2300×2600 / 13400	12192×2438×2896 / 17400
XHX-P1480	1480/1850	1628/2035	50	4016-61TRG1	1558	384.0	16	6800×2300×2600 / 15500	12192×2438×2896 / 19500
XHX-P1600	1600/2000	1760/2200	50	4016-61TRG2	1684	422.0	16	6800×2300×2600 / 15500	12192×2438×2896 / 19500
XHX-P2000	1800/2250	1980/2475	50	4016-61TRG3	1875	470.0	16	6800×2300×2600 / 15500	12192×2438×2896 / 19500

Note: All the parameter is provided for the convenience of our customers as accurately as possible. XHX reserves the right to modify the data at any time



Technical Data

LOVOL Diesel Generator Set (50HZ)

Model	Generator Set Performance			Generator Set Performance				Dimension	
	OUTPUT POWER		Fre. HZ	ENGINE	Power	Fuel Consumption	Cylinder	Open type / weight	soundproof type / weight
	PRIME OUTPUT (KW/KVA)	STANDBY POWER (KW/KVA)		MODEL	KW	L/H	No.	mm / kg	mm / kg
XHX-L25	25/31.25	27.5/34.3	50	1003G	28	6.8	3	1600×850×1200 / 700	2000×960×1250 / 1000
XHX-L30	30/37.5	33/41.2	50	1004G	40	9.8	4	1700×850×1200 / 750	2100×960×1250 / 1050
XHX-L34	34/42.5	37.4/46.8	50	1003TG1A	38	9.3	3	1700×850×1200 / 750	2100×960×1250 / 1050
XHX-L40	40/50	44/55	50	1003TG	44	10.7	3	1800×850×1200 / 850	2200×960×1250 / 1150
XHX-L40	40/50	44/55	50	1004TG1A	52	12.4	3	1800×850×1200 / 1000	2200×960×1250 / 1250
XHX-L50	50/62.5	55/68.8	50	1004TG	65.7	15.7	4	1900×850×1200 / 1200	2300×960×1250 / 1630
XHX-L75	75/94	82.5/103.5	50	1006TG1A	84	20	6	2150×850×1400 / 1200	2800×1060×1450 / 1630
XHX-L75	75/94	82.5/103.5	50	1006TG3A	86	20.5	6	2150×850×1400 / 1200	2800×1060×1450 / 1630
XHX-L80	80/100	88/110	50	1006TG2A	92	21.9	6	2150×850×1400 / 1200	2800×1060×1450 / 1630
XHX-L100	100/125	110/138	50	1006TAG1A	106	25.3	6	2150×850×1400 / 1200	2800×1060×1450 / 1630
XHX-L100	100/125	110/138	50	1006TAG	121	28.8	6	2150×850×1400 / 1200	2800×1060×1450 / 1630
XHX-L120	120/150	132/165	50	1106C-P6TAG2	130	31	6	2200×850×1400 / 1250	2800×1060×1500 / 1670
XHX-L120	120/150	132/165	50	1106C-P6TAG3	141	33.6	6	2200×850×1400 / 1250	2800×1060×1500 / 1670
XHX-L140	140/175	154/192.5	50	1106C-P6TAG4	158	37.6	6	2600×1000×1600 / 1650	3200×1200×1700 / 2080

Note: All the parameter is provided for the convenience of our customers as accurately as possible. XHX reserves the right to modify the data at any time



## LOVOL Series

### Diesel Generator Sets

Power coverage from 31.3kva~175kva

Engine: LOVOL

Speed: 1500/1800rpm

Alternator: Stamford / Leroysoner / Marathon / Mecc Alt/ Brushless Stamford Type

IP &Insulation Class: IP22-23 &F/H

Frequency: 50/60HZ

Controller: Deepsea / Smartgen / Datakom / ComAp / XHX Own brand

Silent Gen-set Sound Level: 75-83db (at 7 m distance)

Supper Silent Gen-set Sound Level: 63-75db(at 7m distance)



**Technical Data**

**DOOSAN Diesel Generator Set (50HZ)**

Model	Generator Set Performance			Generator Set Performance				Dimension	
	OUTPUT POWER		Fre. HZ	ENGINE	Power	Fuel Consumption	Cylinder	Open type / weight	soundproof type / weight
	PRIME OUTPUT (KW/KVA)	STANDBY POWER (KW/KVA)		MODEL	KW	L/H	No.	mm / kg	mm / kg
XHX-D120	119/149	131/164	50	DP086TA	137	33.7	6	2400×950×1300/1400	2950×1160×1430/1770
XHX-D134	134/168	147/184	50	P086T1-1	149	35.4	6	2400×950×1300/1400	2950×1160×1430/1770
XHX-D160	160/200	176/220	50	P086T1	177	43.1	6	2500×950×1400/1600	3100×1270×1600/2240
XHX-D180	183/229	201/252	50	DP086LA	201	48.7	6	2500×950×1400/1600	3100×1270×1600/2240
XHX-D220	218/273	240/300	50	P126TI	241	58.1	6	2800×950×1500/2200	3550×1290×1700/2750
XHX-D240	240/300	264/330	50	P126TI-II	265	63.1	6	2900×950×1550/2450	3600×1340×1750/3050
XHX-D300	292/365	321/402	50	P158LE-1	327	78.7	8	2900×1180×1550/2800	3600×1480×1750/3500
XHX-D320	326/402	359/440	50	P158LE	363	89.3	8	2900×1180×1550/2800	3600×1480×1750/3500
XHX-D360	370/463	407/509	50	DP158LC	408	99.6	8	2900×1180×1550/3100	3600×1480×1750/3800
XHX-D400	423/529	465/582	50	DP158LD	464	115.1	8	2900×1180×1550/3300	3600×1480×1750/4000
XHX-D460	460/575	506/633	50	DP180LA	502	123.6	10	3600×1550×2100/3500	4600×1800×2300/4570
XHX-D500	509/636	560/700	50	DP180LB	556	136.4	10	3600×1550×2100/3500	4600×1800×2300/4570
XHX-D540	551/689	606/758	50	DP222LB	604	147.1	12	3650×1550×2100/3800	4650×1800×2300/4870
XHX-D600	601/751	661/826	50	DP222LC	657	161	12	3660×1550×2100/3800	4650×1800×2300/4870

Note: All the parameter is provided for the convenience of our customers as accurately as possible.  
XHX reserves the right to modify the data at any time



## DOOSAN Series Diesel Generator Sets

Power coverage from 149kva~751kva  
 Engine: DOOSAN  
 Speed: 1500/1800rpm  
 Alternator : Stamford / Leroysoner / Marathon / Mecc Alt/ Brushless Stamford Type  
 IP & Insulation Class: IP22-23 & F/H  
 Frequency : 50/60HZ  
 Controller: Deepsea / Smartgen / Datakom / ComAp / XHX Own brand  
 Silent Gen-set Sound Level: 75-83db (at 7 m distance)  
 Supper Silent Gen-set Sound Level: 63-75db(at 7m distance)



### Technical Data

### RICARDO Diesel Generator Set (50HZ)

Model	Generator Set Performance			Generator Set Performance				Dimension	
	OUTPUT POWER		Fre. HZ	ENGINE	Power	Fuel Consumption	Cylinder	Open type / weight	soundproof type / weight
	PRIME OUTPUT (KW/KVA)	STANDBY POWER (KW/KVA)		MODEL	KW	L/H	No.	mm / kg	mm / kg
XHX-R8	8/10	8.8/11	50	Y480BD	14	1.9	4	1450x640x950/630	1800x850x1100/650
XHX-R10	10/13	11/14	50	Y480BD	14	2.4	4	1450x640x950/630	1800x850x1100/650
XHX-R12	12/15	13.2/16.5	50	Y480BD	14	2.9	4	1450x640x950/650	1800x850x1100/700
XHX-R15	15/18	16.5/20	50	Y485BD	17	3.7	4	1450x640x950/700	1800x850x1200/750
XHX-R18	18/23	20/25	50	Y485BZD	22	4.4	4	1500x640x950/750	1800x850x1200/780
XHX-R18	18/23	20/25	50	495D	26.5	4.4	4	1600x700x1200/800	2200x850x1200/850
XHX-R20	20/25	22/27.5	50	K4100D	30.1	5.1	4	1600x700x1200/810	2200x960x1300/950
XHX-R25	25/30	27.5/33	50	N4100D	30	6.4	4	1600x700x1200/810	2200x960x1300/980
XHX-R30	30/37.5	33/41	50	N4105D	38	7.7	4	1800x700x1200/830	2400x1000x1300/ 1000
XHX-R40	40/50	44/55	50	N4105D	46	10.3	4	1800x700x1200/850	2400x1000x1350/1100
XHX-R50	50/63	55/69	50	N4105ZD	56	12.4	4	1800x700x1200/880	2400x1000x1350/1100
XHX-R68	68/85	75/93	50	R4105BZLD	60	15.7	4	1800x700x1200/890	2400x1000x1350/ 1150
XHX-R80	80/100	88/110	50	R6105ZDS	84	18.4	6	2300x900x1300/1100	2800x1060x1470/1450
XHX-R100	100/125	110/137	50	R6105AZLDS	121	23.1	6	2300x900x1300/1150	2800x1060x1470/1500
XHX-R120	120/150	132/165	50	R6105BZLDS	132	27.7	6	2300x900x1300/1200	2800x1060x1470/1650
XHX-R140	140/175	154/193	50	R6110ZLDS	170	32.3	6	2350x900x1350/1250	2800x1060x1470/1700
XHX-R160	160/200	176/220	50	6126-68DE	187	34.4	6	2400x1000x1400/1350	3000x1200x1700/1800
XHX-R180	180/225	198/248	50	6126-42DE	231	38.7	6	2500x1000x1400/1400	3000x1200x1700/1900
XHX-R200	200/250	220/275	50	6126A-260DE	250	42	6	2600x1050x1450/1500	3500x1300x1900/3100
XHX-R240	240/300	264/330	50	6127A-275DE	275	50	6	2800x1150x1500/1600	3500x1300x1900/3150
XHX-R275	275/344	303/379	50	WT12D-308E	308	59.1	6	2800x1150x1500/1700	3800x1350x2000/3250

Note: All the parameter is provided for the convenience of our customers as accurately as possible.  
XHX reserves the right to modify the data at any time



## RICARDO Series Diesel Generator Sets

Power coverage from 10kva~344kva

Engine: RICARDO

Speed: 1500/1800rpm

Alternator : Stamford / Leroysoner / Marathon / Mecc Alt/ Brushless Stamford Type

IP & Insulation Class: IP22-23 & F/H

Frequency : 50/60HZ

Controller : Deepsea / Smartgen / Datakom / ComAp / XHX Own brand

Silent Gen-set Sound Level: 75-83db (at 7 m distance)

Supper Silent Gen-set Sound Level: 63-75db(at 7m distance)





## YUCHAI Series Diesel Generator Sets

Power coverage from 23kva~2063kva

Engine: YUCHAI

Speed: 1500/1800rpm

Alternator: Stamford / Leroysoner / Marathon / Mecc Alt/ Brushless Stamford Type

IP & Insulation Class: IP22-23 & F/H

Frequency: 50/60HZ

Controller: Deepsea / Smartgen / Datakom / ComAp / XHX Own brand

Silent Gen-set Sound Level: 75-83db (at 7 m distance)


Supper Silent Gen-set Sound Level: 63-75db(at 7m distance)

### Technical Data

### YUCHAI Diesel Generator Set (50HZ)

Model	Generator Set Performance			Generator Set Performance				Dimension	
	OUTPUT POWER		Fre. HZ	ENGINE	Power	Fuel Consumption	Cylinder	Open type / weight	soundproof type / weight
	PRIME OUTPUT (KW/KVA)	STANDBY POWER (KW/KVA)							
XHX-Y18	18/23	20/25	50	YC4F35-D21	21	4.32	4	1500×660×1100/620	2000×900×1250/880
XHX-Y24	24/30	26/33	50	YC4FA40Z-D20	28	5.52	4	1550×660×1150/620	2000×900×1250/880
XHX-Y30	30/38	33/41	50	YC4FA55Z-D20	36.8	6.9	4	1700×660×1150/640	2100×900×1250/900
XHX-Y34	34/43	37/47	50	YC4D60-D21	40	8.16	4	1850×800×1200/780	2300×960×1300/1080
XHX-Y50	50/63	55/69	50	YC4D85Z-D20	55	11.5	4	1950×800×1200/840	2400×960×1300/1160
XHX-Y50	50/63	55/69	50	YC4D90Z-D20	60	11.5	4	1950×800×1200/840	2400×960×1300/1160
XHX-Y60	60/75	66/83	50	YC4A100Z-D20	70	12.3	4	1950×800×1300/1080	2400×960×1300/1380
XHX-Y80	80/100	88/124	50	YC6B135Z-D20	90	15.76	6	2200×800×1300/1300	2800×1100×1600/1720
XHX-Y90	90/113	99/124	50	YC6B155L-D21	103	17.64	6	2350×900×1400/1380	2900×1100×1600/1780
XHX-Y108	108/135	119/149	50	YC6B180L-D20	120	21.17	6	2450×900×1400/1430	3000×1100×1600/1860
XHX-Y128	128/160	141/176	50	YC6B205L-D20	138	24.96	6	2450×900×1400/1480	3000×1100×1600/1900
XHX-Y140	140/175	154/193	50	YC6A230L-D20	155	27.3	6	2550×900×1400/1620	3200×1100×1600/2060
XHX-Y150	150/188	165/203	50	YC6A245L-D21	165	29.25	6	2550×900×1400/1640	3200×1100×1600/2080
XHX-Y160	160/200	176/220	50	YC6G270L-D20	180	34.4	6	2600×980×1450/1660	3300×1400×1800/2280
XHX-Y170	170/213	187/234	50	YC6MK285L-D20	192	33.15	6	2850×1060×1700/2050	3600×1400×1900/2740
XHX-Y220	220/275	242/303	50	YC6MK350L-D20	235	42.9	6	2920×1060×1700/2480	3700×1400×1900/3070
XHX-Y250	250/313	275/344	50	YC6MK420L-D20	281	48.75	6	2920×1060×1700/2600	3700×1400×1900/3180
XHX-Y300	300/375	330/413	50	YC6MJ480L-D20	321	63	6	3000×1060×1700/2720	3800×1400×1900/3460
XHX-Y340	340/425	374/468	50	YC6T550L-D21	368	65.28	6	3550×1380×2050/4180	4300×1800×2300/5480
XHX-Y360	360/450	396/495	50	YC6T600L-D22	401	70.12	6	3550×1380×2050/4180	4300×1800×2300/5480
XHX-Y400	400/500	440/550	50	YC6T660L-D20	441	76.8	6	3550×1380×2050/4280	4300×1800×2300/5580
XHX-Y420	420/525	462/578	50	YC6T700L-D20	468	80.64	6	3550×1380×2050/4280	4300×1800×2300/5580
XHX-Y480	480/600	528/660	50	YC6TD780L-D20	520	108	6	3600×1380×2100/4700	4500×1800×2300/5950
XHX-Y500	500/625	550/688	50	YC6TD840L-D20	560	112.5	6	3600×1380×2100/4700	4500×1800×2300/5950
XHX-Y540	540/675	594/743	50	YC6TD900-D31	605	118.8	6	3600×1380×2100/4850	4500×1800×2300/6100
XHX-Y600	600/750	660/825	50	YC6C1020L-D20	680	117	6	4500×1700×2500/7500	6058×2438×2896/10000
XHX-Y650	650/813	715/894	50	YC6C1070L-D20	715	126.75	6	4500×1700×2500/7500	6058×2438×2896/10000
XHX-Y720	720/900	792/990	50	YC6C1220L-D20	815	140.4	6	4500×1700×2500/7500	6058×2438×2896/10000
XHX-Y800	800/1000	880/1100	50	YC6C1320L-D20	880	156	6	4500×1700×2500/7500	6058×2438×2896/10000
XHX-Y900	900/1125	990/1238	50	YC6C1520-D31	1016	189	6	4700×1800×2500/7800	6058×2438×2896/10500
XHX-Y1000	1000/1250	1100/1375	50	YC12VC1680L-D20	1120	210	12	5000×2000×2500/12300	12192×2438×2896/16300
XHX-Y1250	1250/1563	1375/1719	50	YC12VC2070L-D20	1380	262.5	12	5300×2080×2500/12300	12192×2438×2896/16300
XHX-Y1370	1370/1713	1507/1884	50	YC12VC2270L-D20	1520	287.7	12	5500×2180×2550/12400	12192×2438×2896/16400
XHX-Y1500	1500/1875	1650/2063	50	YC12VC2510L-D20	1680	315	12	5600×2280×2600/12400	12192×2438×2896/16400
XHX-Y1650	1650/2063	1815/2263	50	YC12VC2700-D31	1805	334.95	12	5700×2280×2600/12500	12192×2438×2896/16500

Note: All the parameter is provided for the convenience of our customers as accurately as possible. XHX reserves the right to modify the data at any time



Technical Data

YANGDONG Diesel Generator Set (50HZ)

Model	Generator Set Performance			Generator Set Performance				Dimension	
	OUTPUT POWER		Fre. HZ	ENGINE	Power	Fuel Consumption	Cylinder	Open type / weight	soundproof type / weight
	PRIME OUTPUT (KW/KVA)	STANDBY POWER (KW/KVA)		MODEL	KW	L/H	No.	mm / kg	mm / kg
XHX-YD8	8/10	8.8/11	50	YD380D	10	1.357	3	1250×800×1000/400	1750×850×1050/600
XHX-YD8	8/10	8.8/11	50	YD385D	11	1.532	3	1250×800×1000/400	1750×850×1050/600
XHX-YD10	10/13	11/14.5	50	YD480D	14	1.809	4	1350×800×1000/480	1850×850×1050/680
XHX-YD12	12/15	13.2/16.5	50	YND485D	17	2.156	4	1400×800×1000/530	1850×850×1050/730
XHX-YD18	18/23	20/25	50	YND490D	20	2.417	4	1400×800×1000/570	1850×850×1050/760
XHX-YD18	18/23	20/25	50	YSD490D	21	2.54	4	1400×800×1000/570	1850×850×1050/760
XHX-YD20	20/25	22/27.5	50	Y490PD	24	2.67	4	1500×800×1000/600	1950×850×1050/800
XHX-YD20	20/25	22/27.5	50	Y495D	27	2.997	4	1500×800×1000/600	1950×850×1050/800
XHX-YD24	24/30	26/33	50	Y4100D	32	3.707	4	1500×800×1000/650	1950×850×1050/850
XHX-YD24	24/30	26/33	50	Y4102D	33	3.875	4	1500×800×1000/650	1950×850×1050/850
XHX-YD30	30/38	33/42	50	Y4105D	38	4.1	4	1650×800×1100/675	2050×850×1150/900
XHX-YD30	30/38	33/42	50	Y4102ZD	40	3.875	4	1650×800×1100/680	2050×850×1150/900
XHX-YD40	40/50	44/55	50	Y4102ZLD	48	3.875	4	1800×800×1100/780	2200×900×1250/1030
XHX-YD40	40/50	44/55	50	Y4105ZLD	55	4.1	4	1800×800×1100/780	2200×900×1250/1030
XHX-YD50	50/60	55/66	50	YD4EZLD	63	4.1	4	1900×800×1100/830	2300×900×1250/1100



## YANGDONG Series Diesel Generator Sets

Power coverage from 10kva~60kva  
 Engine:YANGDONG  
 Speed:1500/1800rpm  
 Alternator : Stamford / Leroysoner / Marathon / Mecc Alt/ Brushless Stamford Type  
 IP &Insulation Class:IP22-23 &F/H  
 Frequency :50/60HZ  
 Controller: Deepsea / Smartgen / Datakom / ComAp / XHX Own brand  
 Silent Gen-set Sound Level: 75-83db (at 7 m distance)  
 Supper Silent Gen-set Sound Level: 63-75db(at 7m distance)

**FORWARD ENGINE** **FOTON ISUZU ENGINE DIESEL GENERATOR SET**

Model	Generator Set Performance			Generator Set Performance				Dimension	
	OUTPUT POWER		Fre. HZ	ENGINE	Power	Fuel Consumption	Cylinder	Open type / weight	soundproof type / weight
	PRIME OUTPUT (KW/KVA)	STANDBY POWER (KW/KVA)		MODEL	KW	L/H	No.	mm / kg	mm / kg
XHX-I25	25/20	27.5/22	50	4JB1	24	5.6	4	1780×800×1100/660	2100×900×1200/820
XHX-I30	30/24	33/26	50	4JB1T	28	5.6	4	1780×800×1100/680	2100×900×1200/850
XHX-I37.5	37.5/30	41/33	50	4JB1TA	36	5.6	4	1700×800×1100/780	2100×900×1200/950



Technical Data

DONGFANGHONG Diesel Generator Set (50HZ)

Model	Generator Set Performance			Generator Set Performance				Dimension	
	OUTPUT POWER		Fre. HZ	ENGINE	Power	Fuel Consumption	Cylinder	Open type / weight	soundproof type / weight
	PRIME OUTPUT (KW/KVA)	STANDBY POWER (KW/KVA)		MODEL	KW	L/H	No.	mm / kg	mm / kg
XHX-DF24	24/30	26/33	50	YT3B2-D	30	5.04	3	1850x850x1260/690	2250x950x1300/930
XHX-DF30	30/38	33/41	50	YT3A2Z-D	33	6.3	3	1950x850x1260/750	2250x950x1300/990
XHX-DF40	40/50	44/55	50	LR4B5-D	42	8.4	4	1950x850x1260/900	2250x950x1300/1100
XHX-DF50	50/63	55/69	50	LR4B3Z-D	62	10.5	4	1950x850x1260/1000	2250x950x1300/1150
XHX-DF68	68/85	75/110	50	LR4M3L-D	82	14.28	4	1950x850x1260/1050	2250x950x1300/1200
XHX-DF80	80/100	88/124	50	LR6A3Z-D	90	16.4	6	2250x860x1300/1150	2800x1050x1380/1400
XHX-DF100	100/125	110/137	50	LR6A3L-D	112	20.5	6	2300x860x1350/1300	2800x1060x1480/1420
XHX-DF120	120/150	132/165	50	LR6B3L-D	132	24.6	6	2300x860x1350/1330	2800x1060x1480/1450
XHX-DF130	130/163	143/180	50	LR6M3L-D	142	26.65	6	2300x860x1350/1360	2800x1060x1480/1480
XHX-DF160	160/200	176/220	50	YM6H4L-D	186	32.8	6	2500x980x1550/1600	3000x1050x1750/2200
XHX-DF180	180/225	198/248	50	YM6H4LF-D	206	36.9	6	2600x980x1550/1650	3000x1050x1750/2250
XHX-DF200	200/250	220/275	50	YM6S4L-D	220	41	6	2600x980x1550/1750	3200x1300x1750/2350
XHX-DF220	220/275	242/303	50	YM6S4LF-D	255	45.1	6	2600x980x1550/1800	3200x1300x1750/2400
XHX-DF250	250/313	275/344	50	YM6S9L-D	290	51.25	6	3000x1000x1700/2500	3600x1400x2100/3000
XHX-DF280	280/350	308/385	50	YM6S9L-D	320	57.4	6	3000x1000x1700/2600	3600x1400x2100/3100
XHX-DF300	300/375	330/413	50	YM6S9LF-D	350	61.5	6	3300x1150x1700/3800	4200x1550x2100/5000
XHX-DF340	340/425	374/468	50	YM6S9LF-DA	370	69.7	6	3350x1150x1700/4200	4200x1550x2100/5600

Note: All the parameter is provided for the convenience of our customers as accurately as possible.  
XHX reserves the right to modify the data at any time



# DONGFANGHONG

## Series Diesel Generator Sets

- Power coverage from 30kva~425kva
- Engine: Dongfanghong
- Speed: 1500/1800rpm
- Alternator : Stamford / Leroysoner / Marathon / Mecc Alt/ Brushless Stamford Type
- IP & Insulation Class: IP22-23 & F/H
- Frequency : 50/60HZ
- Controller: Deepsea / Smartgen / Datakom / ComAp / XHX Own brand
- Silent Gen-set Sound Level: 75-83db (at 7 m distance)
- Supper Silent Gen-set Sound Level: 63-75db(at 7m distance)



**Technical Data**

**XICHAH Diesel Generator Set (50HZ)**

Generator Set Performance				Generator Set Performance				Dimension	
Model	OUTPUT POWER		Fre. HZ	ENGINE	Power	Fuel Consumption	Cylinder	Open type / weight	soundproof type / weight
	PRIME OUTPUT (KW/KVA)	STANDBY POWER (KW/KVA)		MODEL	KW	L/H	No.	mm / kg	mm / kg
XHX-X12	12/15	13/17	50	4DW81-23D	17	2.88	4	1400x800x1000/530	1850x850x1050/730
XHX-X15	15/19	17/21	50	4DW91-29D	21	3.6	4	1400x800x1000/570	1850x850x1050/760
XHX-X20	20/25	22/28	50	4DW92-35D	26	4.6	4	1500x800x1000/600	1950x850x1050/800
XHX-X24	24/30	26/33	50	4DW93-42D	31	5.184	4	1500x800x1000/650	1950x850x1050/850
XHX-X30	30/38	33/41	50	4DX21-45D	33	6.9	4	1650x850x1160/750	2050x950x1200/990
XHX-X30	30/38	33/41	50	4DX22-50D	37	6.6	4	1650x850x1160/750	2050x950x1200/990
XHX-X40	40/50	44/55	50	4DX23-65D	48	8.6	4	1950x850x1260/900	2250x950x1300/1100
XHX-X50	50/63	55/69	50	4110/125Z-09D	65	10.75	4	1950x850x1260/1000	2300x950x1300/1150
XHX-X75	75/93	83/103	50	CA4DF2-12D	84	15.375	4	2200x860x1300/1150	2800x1050x1380/1300
XHX-X80	80/100	88/124	50	CA6DF2D-14D	96	16.16	6	2250x860x1300/1200	2800x1050x1380/1400
XHX-X100	100/125	110/137	50	CA6DF2-17D	125	20.2	6	2300x860x1350/1300	2800x1060x1480/1450
XHX-X120	120/150	132/165	50	CA6DF2-19D	140	24	6	2300x860x1350/1330	2800x1060x1480/1450
XHX-X130	130/163	143/180	50	CA6DL1-24D	176	25.48	6	2300x860x1350/1360	2800x1060x1480/1480
XHX-X150	150/188	165/203	50	CA6DL2-27D	205	29.25	6	2400x980x1550/1600	3000x1050x1750/2200
XHX-X200	200/250	220/275	50	CA6DL2-30D	227	39	6	2600x980x1550/1750	3200x1300x1750/2350
XHX-X250	250/313	275/344	50	CA6DM2J-39D	287	48.75	6	3000x1000x1700/2500	3600x1400x2100/3000
XHX-X250	250/313	275/344	50	CA6DM2-39D	287	47.25	6	3000x1000x1700/2500	3600x1400x2100/3000
XHX-X280	280/350	308/385	50	CA6DM2J-41D	300	54.6	6	3000x1000x1700/2600	3600x1400x2100/3100
XHX-X280	280/350	308/385	50	CA6DM2-41D	300	52.92	6	3000x1000x1700/2600	3600x1400x2100/3100
XHX-X300	300/375	330/413	50	CA6DN1J-45D	332	58.5	6	3300x1150x1700/3800	4200x1550x2100/5000
XHX-X300	300/375	330/413	50	CA6DN1-45D	332	57.3	6	3300x1150x1700/3800	4200x1550x2100/5000


Note: All the parameter is provided for the convenience of our customers as accurately as possible.  
 RICARDO reserves the right to modify the data at any time




**XICHAH Series**  
 Diesel Generator Sets

Power coverage from 15kva~375kva  
 Engine: XICHAH  
 Speed: 1500/1800rpm  
 Alternator : Stamford / LeroySommer / Marathon / Mecc Alt/ Brushless Stamford Type  
 IP & Insulation Class: IP22-23 & F/H  
 Frequency : 50/60HZ  
 Controller: Deepsea / Smartgen / Datakom / ComAp / XHX Own brand  
 Silent Gen-set Sound Level: 75-83db (at 7 m distance)  
 Supper Silent Gen-set Sound Level: 63-75db(at 7m distance)

**SILENT DIESEL GENERATOR SET**



**SILENT DIESEL GENERATOR SET**



**SILENT DIESEL GENERATOR SET(ABOVE 500KW)**



**XHX SERIES BRUSHLESS THREE-PHASE A.C. SYNCHRONOUS GENERATORS**

**ELECTRIC PERFORMANCE**


The voltage adjust for 110V、220V、400V、480V etc.The frequency is 50Hz/60Hz.It is adopted with brushless exciting system.  
 Insulation class:H; Protection class:IP22~23; Steady-state voltage regulation rate  $\leq \pm 1\%$ ; Transient-state voltage  $\leq \begin{matrix} +20\% \\ -15\% \end{matrix}$ ; The line voltage waveform distortion rate  $\leq 5\%$ ; Voltage adjust range  $\geq \pm 10\%$  UN: Ambient temperature  $\leq \pm 40^\circ\text{C}$ ; Altitude  $\leq 40^\circ\text{C}$ ; Altitude  $\leq 1000\text{m}$ ; Air relative humidity  $\leq 90\%$ .

**Technical Data**

Model	Rated Power (KW)	Rated Capacity (KVA)	Fre. (HZ)	Voltage (V)	Model	Rated Power (KW)	Rated Capacity (KVA)	Fre. (HZ)	Voltage (V)
XHX-6.5	6.5	7.8	50/60	400V	XHX-112	112	140	50/60	400V
XHX-7.5	7.5	9.375	50/60	400V	XHX-128	128	160	50/60	400V
XHX-10	10	12.5	50/60	400V	XHX-144	144	180	50/60	400V
XHX-12	12	15	50/60	400V	XHX-150	150	187.5	50/60	400V
XHX-13	13	16.25	50/60	400V	XHX-160	160	200	50/60	400V
XHX-15	15	18.75	50/60	400V	XHX-180	180	225	50/60	400V
XHX-16	16	20	50/60	400V	XHX-200	200	250	50/60	400V
XHX-18	18	22.5	50/60	400V	XHX-240	240	300	50/60	400V
XHX-20	20	25	50/60	400V	XHX-260	260	325	50/60	400V
XHX-22	22	27.5	50/60	400V	XHX-280	280	350	50/60	400V
XHX-24	24	30	50/60	400V	XHX-304	304	380	50/60	400V
XHX-25	25	31.25	50/60	400V	XHX-320	320	400	50/60	400V
XHX-30	30	37.5	50/60	400V	XHX-400	400	500	50/60	400V
XHX-34	34	42.5	50/60	400V	XHX-450	450	563	50/60	400V
XHX-40	40	50	50/60	400V	XHX-500	500	625	50/60	400V
XHX-48	48	60	50/60	400V	XHX-550	550	687.5	50/60	400V
XHX-58	58	72.5	50/60	400V	XHX-600	600	700	50/60	400V
XHX-68	68	85	50/60	400V	XHX-640	640	800	50/60	400V
XHX-80	80	100	50/60	400V	XHX-728	728	910	50/60	400V
XHX-91.2	91.2	114	50/60	400V	XHX-800	800	1000	50/60	400V
XHX-100	100	125	50/60	400V	XHX-1000	1000	1250	50/60	400V

Special voltage also available  
 Note: All the rating values are base on continuous duty.0.8p.f.Max .Ambient temperture 40 degree ,Max altitude 1000m

## SYNCHRONIZING SYSTEM: Parallel panel & Switch



## DIGITAL CONTROL PANEL

Series generator controller integrating digital, intelligent and network techniques is used for automatic control system of diesel generator. It can carry out functions including automatic start/stop, data measure and alarming. The controller uses LCD display, optional Chinese and English display interface with operation easy and reliable.

### Controller: Smartgen , Comap , Deepsea, Datakom , Harsen



DSE5220



DSE5520



DSE6020




DSE7320



HGM6120



HGM7210



DKG 507



DKG 509



MRS10



MRS16



AMF20



GU641A

## CONTROL SYSTEM&ATS

Automatic Transfer Switch (ATS) is used which operation voltage is no more than 660AC .and may tranfer the power between the Power generator and Mains Power The ATS Rated Current series is from 63A to 3200A , Be divide up two types with 3poles and 4 poles.



CHANGEOVER SWITCH MODEL	ELECTRIC CURRENT(A)
SKT1-63A/4P	63A
SKT1-100A/4P	100A
SKT2-125A/4P	125A
SKT2-160A/4P	160A
SKT2-200A/4P	200A
SKT2-250A/4P	250A
SKT2-320A/4P	320A
SKT2-400A/4P	400A
SKT2-630A/4P	630A
SKT2-800A/4P	800A
SKT2-1000A/4P	1000A
SKT2-1250A/4P	1250A
SKT2-1600A/4P	1600A
SKT2-2000A/4P	2000A
SKT2-2500A/4P	2500A

### ATS Switch: Smartgen , ABB, SOCOMIC




SQL63-125A



SQL250-630A



BEIJU 63-1250A



SKT-1600A